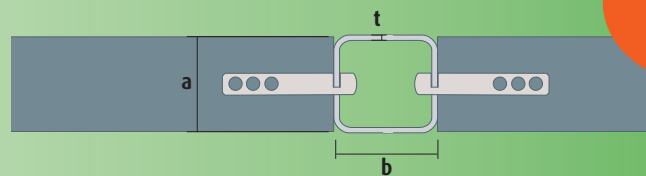


Box Section Windposts

Box Section Windposts that span between floors to provide lateral support to brick or blockwork

- Plain mild steel
- Galvanised
- Painted
- Primed
- Intumescent paint

To order complete the Windposts Design Sheet



| Product Reference | Size (mm) a x b x t | Factored load capacity per post as a UDL per span length | | | | | | | |
|-------------------|------------------------|--|--------------|--------------|--------------|-------|-------|-------|-------|
| | | 2.5m | 3.0m | 3.5m | 4.0m | 4.5m | 5.0m | 5.5m | 6.0m |
| MWP3 | 60 x 60 x 4 | 4.23 | 2.94 | 2.16 | - | - | - | - | - |
| MWP3 | 80 x 60 x 4 | 8.54 | 5.98 | 4.41 | 3.38 | 2.67 | 2.16 | - | - |
| MWP3 | 100 x 100 x 6 | 16.50 | 19.50 | 15.43 | 11.86 | 9.38 | 7.60 | 6.29 | 5.28 |
| MWP3 | 120 x 120 x 8 | 16.50 | 19.50 | 22.50 | 25.50 | 20.84 | 16.90 | 13.99 | 11.76 |

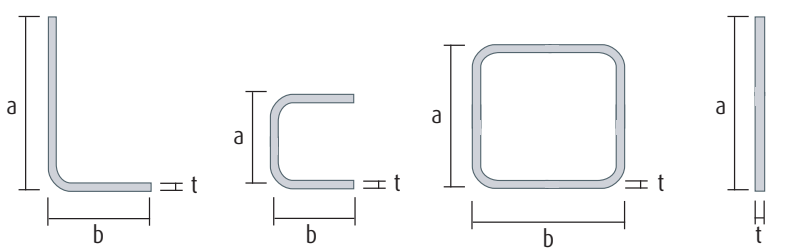
Nationwide Depots

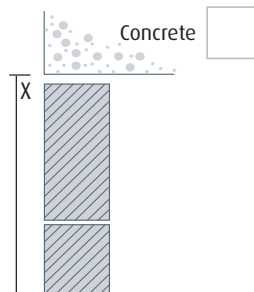
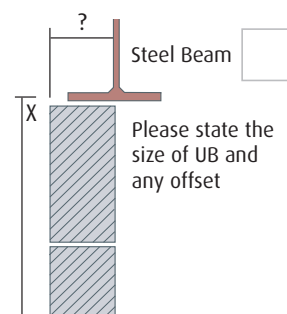
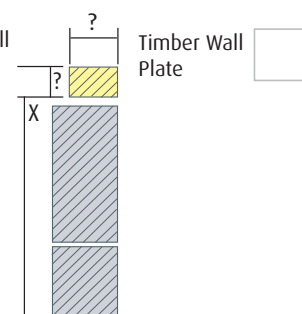
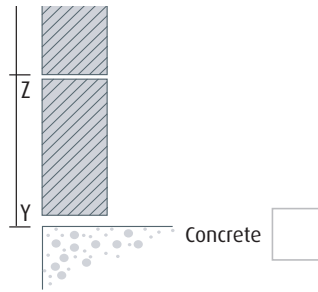
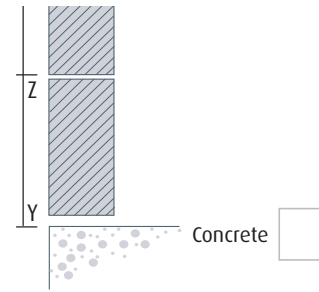
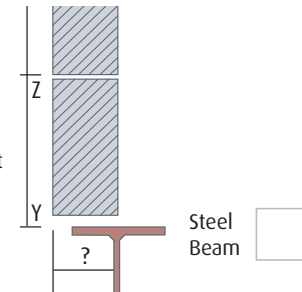
Airdrie t 01236 541130
Birmingham t 0121 2893 293
Bordon t 01420 200121
Bristol t 0117 375 1230
Haydock t 01925 202 128
Huntingdon t 01480 702222
Launceston t 01566 721011

Miers Windposts Design Sheet

If you would like us to quote or place an order for windposts please complete questions 1-10 below. This will enable us to produce accurate quotations or to produce drawings for approval prior to manufacture.

| 1. Customer | | Date | Order number or ref |
|--------------|-----|------|---------------------|
| Site address | | | |
| | | | |
| | | | |
| Post Code | Tel | Fax | Email |
| | | | |

| | |
|---|--|
| 2. Windpost type required?  MWP1 <input type="checkbox"/> MWP2 <input type="checkbox"/> MPW3 <input type="checkbox"/> MPW4 <input type="checkbox"/> | 3. Structural Opening X-Y (mm) |
| | 4a. Section size a x b x t (mm) OR 4b. Wind load (KN/m²) |
| | Maximum supported panel width |
| | 5. Quantity of windposts to this specification |

| | | |
|---|---|--|
| 6. Top fixing to? | | |
|  Concrete <input type="checkbox"/> |  Steel Beam <input type="checkbox"/> Please state the size of UB and any offset |  Please state the size of Wall Plate and any offset Timber Wall Plate <input type="checkbox"/> |
| 7. Base fixing to? | | |
|  Concrete <input type="checkbox"/> |  Concrete <input type="checkbox"/> |  Please state the size of UB and any offset Steel Beam <input type="checkbox"/> |

| | |
|---|---|
| 8. Wall construction inner leaf/block? | 9. Slot dimensions from base to first tie position to match coursing. Y-Z (mm) |
| Cavity width? | 10. Please attach available drawings showing section through building if available (tick if drawings attached) |
| External leaf/brick? | |

Email: sales@miersconstructionproducts.co.uk